

Varex Lithium-ion Battery



Before using the Battery, be sure to read this manual thoroughly along with any other manuals for the software and other system components. Keep this manual where it is easily accessible.





Before You Begin

To avoid personal injury or product damage, read the manual and all accompanying papers carefully before operating the Battery.









For Your Safety

To avoid personal injury or product damage, read this manual and all accompanying information carefully before handling, installing, or using the Battery. Follow all instructions, warnings, and cautions in this manual and all warnings and cautions printed on the warning label. Ignoring instructions, warnings, or cautions in the handling, installing, or using of the Battery may result in personal injury, death, or product damage. Keep this manual for future reference.

Meaning of Alerts and Notes

	DANGER	This indicates a potentially hazardous situation which, if ignored, <u>will</u> result in severe personal injury, death, or substantial product damage.
	WARNING	This indicates a potentially hazardous situation which, if ignored, <u>may</u> result in severe personal injury, death, or substantial product damage.
	Caution	This indicates a potential hazardous situation which, if ignored, <u>may</u> result in minor or moderate personal injury or damage to the product.
	Note	This emphasizes or supplements important information about the main text.

Battery

	WARNING	Do not submerge the battery pack in water or other liquid.
	WARNING	Do not charge the battery pack near flammable materials.
	WARNING	Do not use the battery pack if the casing is broken or if it emits an unusual odor, smoke, or excessive heat, or if it leaks any substance. Avoid contact with any substance seeping from the battery pack. If any fluid touches your skin or eyes, wash the affected area with clean, running water and immediately seek medical attention.
	WARNING	The cells within the battery pack contain toxic substances. Do not attempt to open the battery packs. Do not insert any object into the battery pack or use any device to pry at the battery pack casing. Attempting to open the battery pack casing will damage the casing, which could cause the battery pack to release toxic and harmful substances causing injuries such as electric shock or burns, or cause a fire, and will render the pack unusable.
	WARNING	Use only charging devices approved by device manufacturer, and never attempt to bypass or override their charging protection circuits.
	WARNING	Do not connect the battery pack to an electrical outlet directly, or to any other electrical source not described in the manual.
	WARNING	Do not drop or hit the battery against hard objects since this may cause damage to the battery pack and risk release of the battery toxic and harmful substances, causing injuries such as electric shock or burns or causing a fire, and will render the battery pack unusable.
	Caution	There is a risk of explosion, personal injury, or damage to product if the battery pack is replaced by non-OEM approved components.

This page intentionally left blank.

Table of Contents

1.0	Varex Lithium-ion Battery	1
1.1	Intended Use	1
1.2	Definition of Symbols	1
1.3	Battery Specifications	3
1.4	Battery Shipping	3
2.0	Maintenance	4
2.1	Cleaning	4
2.2	Disposal	4
2.3	After-Sales Service	4

This page intentionally left blank.

1.0 Varex Lithium-ion Battery

This section describes the Varex Lithium-ion Rechargeable Battery.

1.1 Intended Use

The Varex Lithium-ion Rechargeable Battery is designed to power Varex's portable, wireless X-ray detectors.

1.2 Definition of Symbols

Table 1 Definition of Symbols














Symbol	Description
	Model Name
	Serial Number
	Authorized Representative in the European Community/European Union
	Direct Current
	Consult Instruction for Use
	Do Not Discard with Domestic Waste
	European Conformity Marking for the Product
	Date of Manufacture YYYYMMDD
	Manufacturer
	Recognized component

Table 1 Definition of Symbols (Continued)

Symbol	Description
	China RoHS compliant
	Used Battery Recycle/Return
	Lithium-ion Battery must be recycled

1.3 Battery Specifications

Table 2 Battery Specifications

General	
Voltage	14.8V ---
Amp-hours	2.1Ah
Capacity	31.1Wh
Charging Time	3.5 Hour max when fully discharged, 2.5 Hour typical at room temperature
Environmental	
Storage Temperature	-20°C to 60°C
Operating (ambient)	0°C to 55°C
Storage and Operating Humidity	10% to 90% (non-condensing)
Ingress	
Ingress Protection Rating	IPX6 for the battery itself, Provides IPX1 sealing for the battery well when inserted into the host device
Lifetime	
Charge-discharge Cycles	500 cycles on average under normal usage conditions

1.4 Battery Shipping

- Always check all applicable local, national, and international regulations before transporting a Lithium-ion battery.
- It is the customer's responsibility to ship battery according to local and international shipping regulation for Lithium-ion battery in effect at the time of shipment.

2.0 Maintenance

The Battery has no serviceable parts. Do not Disassemble. No modification to the equipment is allowed.

2.1 Cleaning

The Battery may be cleaned using a cloth and the following chemicals:

- Isopropyl Alcohol, 70% Aqueous Solution
- Mild Soap and Water
- Chlorine Bleach, 3% aqueous solution. Do not clean the electrical contacts or connector with Bleach
- Quaternary ammonium compounds, such as Steris 'Coverage Plus NPD' (one part Coverage Plus NPD to 255 parts Water)
- CAVI-Wipes, Use in accordance with manufacturer's instructions

2.2 Disposal

- At the end of its working life, do not dispose of the Battery with other waste.
- Recycle or dispose of the Battery in accordance with local, state, and federal/national laws and environmental regulations.

2.3 After-Sales Service

For product returns, contact your distributor or device manufacturer for shipping and packaging instructions. Do not return products to Varex Imaging for repair or service without advance notification. Include all required papers in the shipment.

We request that you obtain an RMA number for in-warranty and out-of-warranty returns of products.

Contact: flatpanel.warranty@vareximaging.com

For warranty and returns, please visit:
<https://www.vareximaging.com/flat-panel-service-report>.



WARNING

If the Battery has been contaminated with potentially harmful substances, it cannot be accepted without written evidence of decontamination.

This page intentionally left blank.

 USA
Varex Imaging Corporation
1678 So. Pioneer Rd.
Salt Lake City, UT 84104
United States
+1 801 972 5000 Phone
+1 801 973 5023 Fax
www.vareximaging.com

EC	REP
----	-----

Arazy Group GmbH
Am Kalkofen 8
Wöllstadt, 61206
Germany



For a complete listing of our global offices, visit www.vareximaging.com
©2019 Varex Imaging All rights reserved. The Varex Imaging logo and design are registered trademarks of Varex Imaging or its subsidiaries, in the United States and other countries. All other trademarks not owned by Varex Imaging or its subsidiaries that are depicted herein are the property of their respective owners. Varex Imaging reserves the right to change this document at any time without notice and disclaims liability for editorial, pictorial or typographical errors.

142474 A