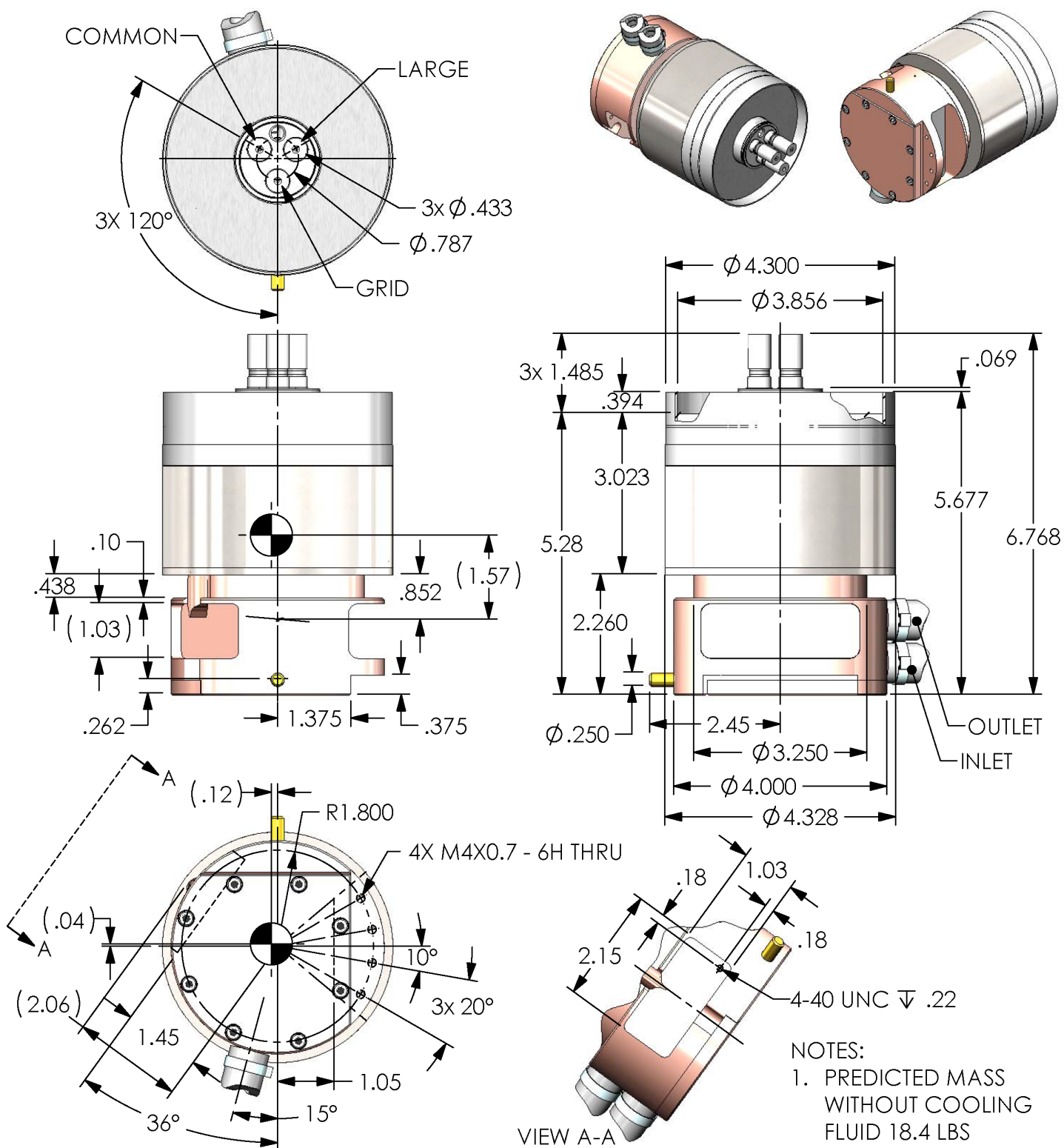


Product Description

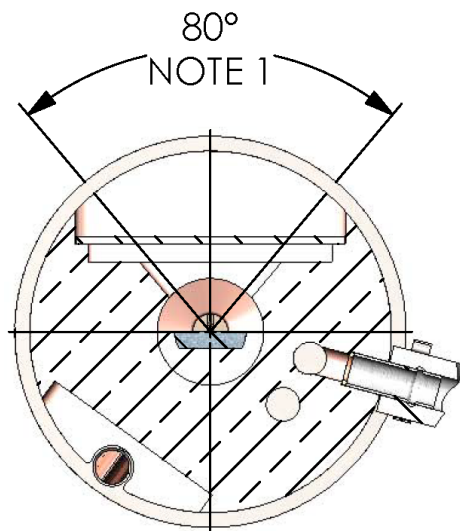
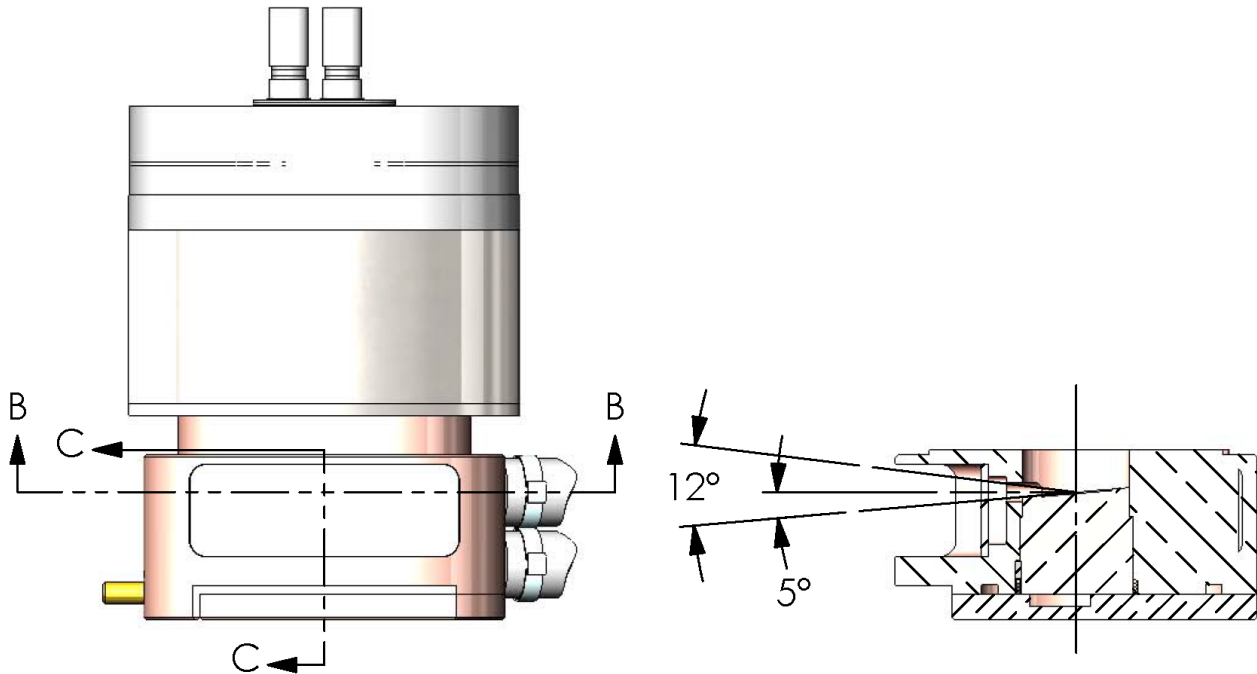
The MCS-640 is a 140 kV, air cooled stationary anode metal ceramic x-ray source. This source is specifically designed for Imaging Applications.

X-Ray Tube Specifications

Maximum Peak Voltage	140 kV
Anode to Ground	0 kV
Cathode to Ground	140 kV
Focal Spot - IEC 60336	
Small	1.0 W x 1.0 L
Cooling Medium	Water/Glycol
Maximum Continuous Rating	
Small	5400 W with 0.6 gpm coolant flow
Target Material	Tungsten-Rhenium
Target Angle	5°
Radiation Coverage	72°
X-Ray Tube Assembly Permanent Filtration	2.0 mm Be



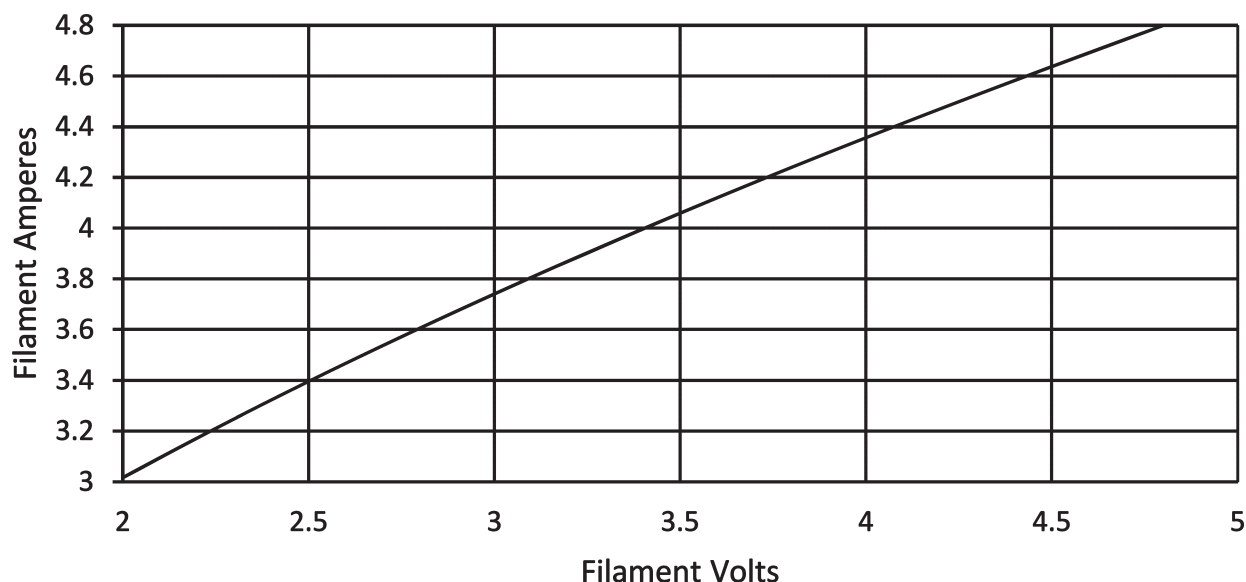
Dimensions are for reference only



NOTE:

1. FULL BEAM COVERAGE

MCS-640 Filament Characteristics



WARNING

Beryllium windows transmit a very high level of long wavelength X-radiation, which can injure human tissue. Injury may occur from even very short exposures to the primary X-ray beam. Follow all precautions necessary to avoid radiation exposure to humans.

The radiation dose rate cannot be accurately measured with conventional radiation measurement instruments. Radiation intensity in each installation will vary, and calibration must include the effects of long wavelength X-radiation.

Fumes from beryllium metal (or its compounds) as well as dust can be hazardous if inhaled. During use, corrosion products may occur on the beryllium window, but these should not be scraped off, machined, or otherwise removed. Tube unit disposal should conform to federal, state, and local regulations governing beryllium.