


Product Description



PaxScan 3030DX-I imagers provide industry leading image quality for industrial and security applications. The 3030DX-I is a 30 cm x 30 cm amorphous silicon flat panel detector with a 194 μm pixel pitch.

Amorphous silicon brings key advantages unmatched by other technologies, including:

- Radiation hardness >1MRad
- Wide input energy range
- Immunity from single photon events in the substrate
- Excellent low dose performance

Varex Imaging's extensive industrial product line allows the OEM to easily integrate multiple panel sizes into their products through the Virtual CP software. This panel is offered with Gigabit Ethernet for data transmission.

Technical Specifications

Receptor Type	Amorphous Silicon
Conversion Screen	DRZ+, Integral columnar CsI:TI
Pixel Area - Total	298mm (h) x 298mm (v) (11.7 x 11.7 in)
Pixel Matrix -Total	1,536 (h) x 1,536 (v)
Effective	1,516 (h) x 1,516 (v)
Pixel Pitch	194 μm
Limiting Resolution	2.58 lp/mm @ 15 fps (1 x 1) 1.29 lp/mm @ 30 fps (2 x 2)
Quantum Limited Dose (2x2)	3.5 nGy/frame
Energy Range	40 - 225 kVp
Fill Factor	68%
Contrast Ratio	Large Area (120mm): < 1% Small Area (10mm): < 7%
Scan Method	Parallel
Data Output	Gigabit Ethernet
A/D Conversion	16-bit
Cooling	Passive

Mechanical

Weight	9.1 kg (19.8 lbs)
Housing Material	Aluminum
Sensor Protection	Carbon fiber and aluminum
Mounting Provisions	Blind, threaded mounting holes on the back.

Image Acquisition Modes

Normal Fluoro	768 (h) x 768 (v) (2x2 binned)
Full Resolution	1,536 (h) x 1,536 (v)

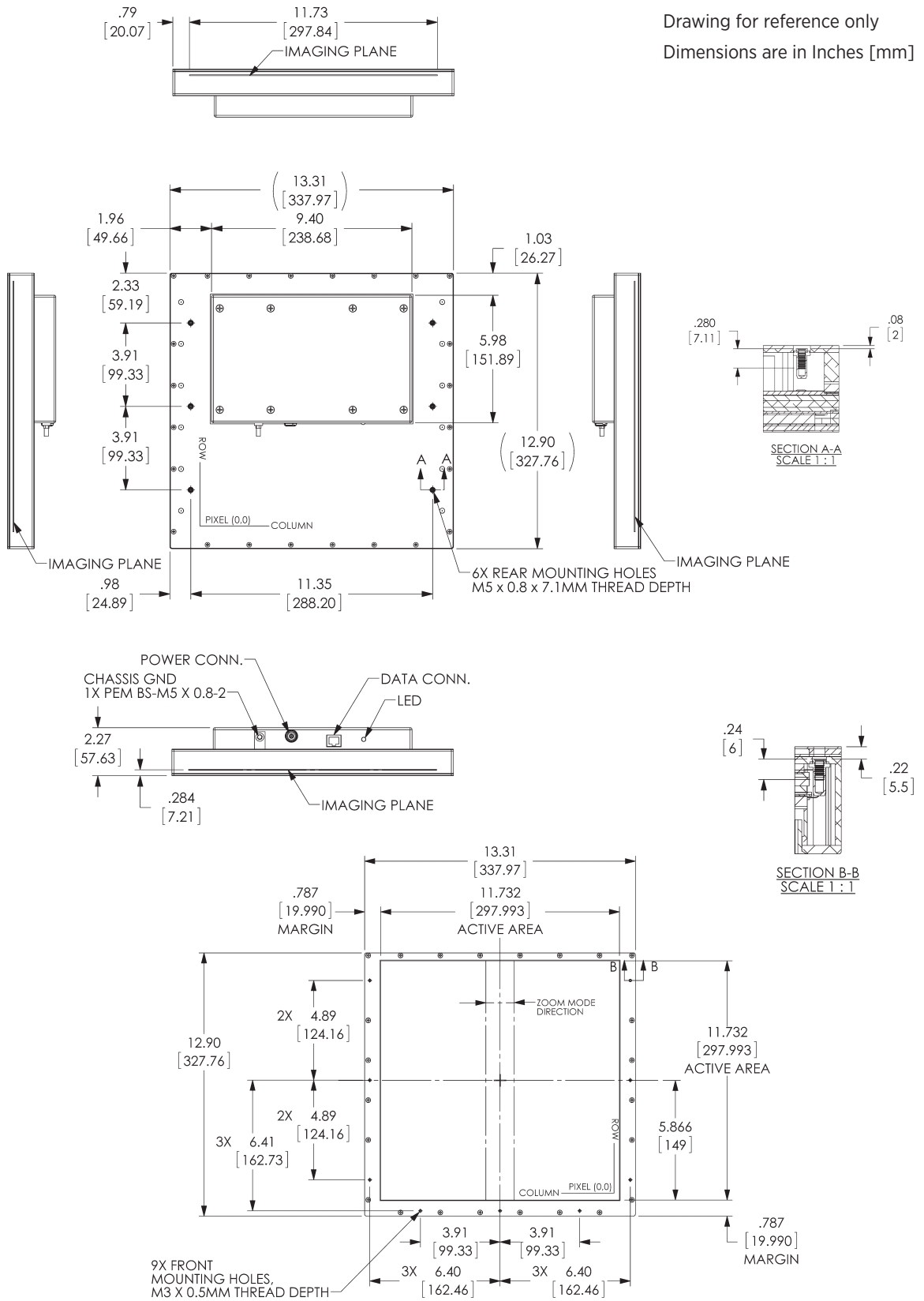
Environmental

Temperature Limit	15 - 53°C (as reported by imager internal sensor)
Relative Humidity	10 - 90% Non-Condensing
Atmospheric Pressure	70 kPa - 106 kPa
Shock Tolerance	20G (any direction no power applied)

Regulatory

Canada	CAN/CSA-C22.2 No. 61010-1
U.S.	UL 61010-1
Europe	EN 61326-1:2013

®PaxScan is a Registered Trademark of Varex Imaging Corporation

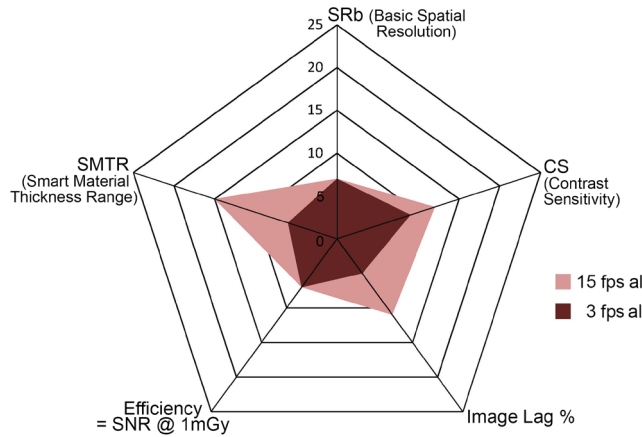


Detector Characterization Charts in accordance with ASTM E2597-14 Standard Practice for the Manufacturing Characterization of Digital Detector Arrays

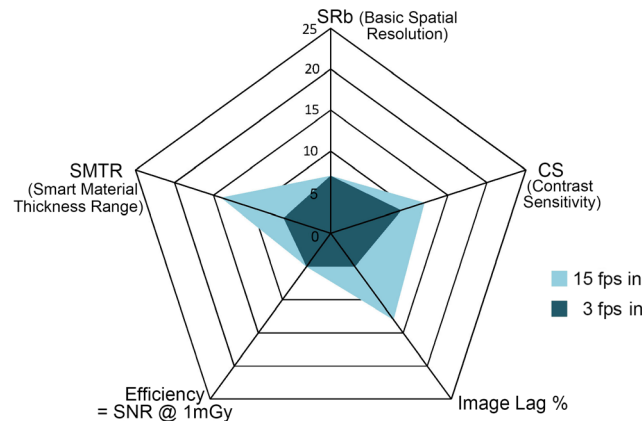
NOTE: SMTR, CS and Lag quality numbers all improve with higher frame rate.

Full Resolution - 4pF Gain Setting Csl

Aluminum 6061



Inconel 718



Titanium 6Al4V

