



PaxScan 1515DXT-I imagers provide industry leading image quality for industrial and security applications. Varex Imaging’s amorphous silicon-based detectors are the benchmark for radiography in industrial, medical and dental applications.

Amorphous silicon brings key advantages unmatched by other technologies, including:

- radiation hardness > 1MRad
- widest input energy range
- immunity from single photon events in the substrate
- excellent low dose performance

Varex Imaging’s extensive industrial product line allows the OEM to easily integrate multiple panel sizes. The Virtual CP software interface is common across all the panels and the entire product line is offered with Gigabit Ethernet.

Technical Specifications

Receptor Type	Amorphous Silicon
Conversion Screen	Direct Deposit Csl, DRZ Plus
Pixel Area Total	14.6 x 14.6 cm (5.8 x 5.8 in.)
Pixel Matrix Total	1152 x 1152 (1 x 1) 576 x 576 (2 x 2)
Pixel Pitch	127 µm ²
Limiting Resolution	3.94 lp/mm
MTF, X-Ray	>48% @ 1lp/mm (1 x 1), Csl screen
Energy Range	40 - 225 kVp
Fill Factor	57%
Image Capture	Pleora Gigabit
Scan Method	Progressive
A/D Conversion	16-bit
Frame Rate (Workstation dependent)	28 fps (1 x 1) 56 fps (2 x 2)
Data Output	Gigabit Ethernet
Exposure Control	Opto Coupled, External Sync, Expose OK

Software

The software release includes ViVA™, a basic application for image acquisition and viewing on an end-user workstation running Microsoft® Windows™. The developer’s software package includes a “Virtual Command Processor” software interface that performs detector calibration, detector set-up, image acquisition, and image corrections. ViVA™ includes file type translators for .viv, .raw, .jpg, and .bmp file formats.

Power

Power Dissipation 11 Watts nominal power consumption)
11 to 35V input range, 15V typical

Power Supply/Mains 100 - 240 VAC, 47 - 63 Hz

Mechanical

Weight 4.4 lbs. (1.99 kg)

Housing Material Aluminum

Sensor Protection Material
..... Carbon fiber plate (2.5 mm thick) and aluminum

Environmental

Temperature Range - Operating 10°C to 35°C (max.)
(Ambient) - Storage -20°C to +70°C

Humidity - Operating & Storage (non-condensing) 10% to 90%

Atmospheric Pressure - Operating & Storage 70 kPa to 106 kPa

Regulatory

Canada CAN/CSA-C22.2 No. 61010-1

U.S. UL 61010-1

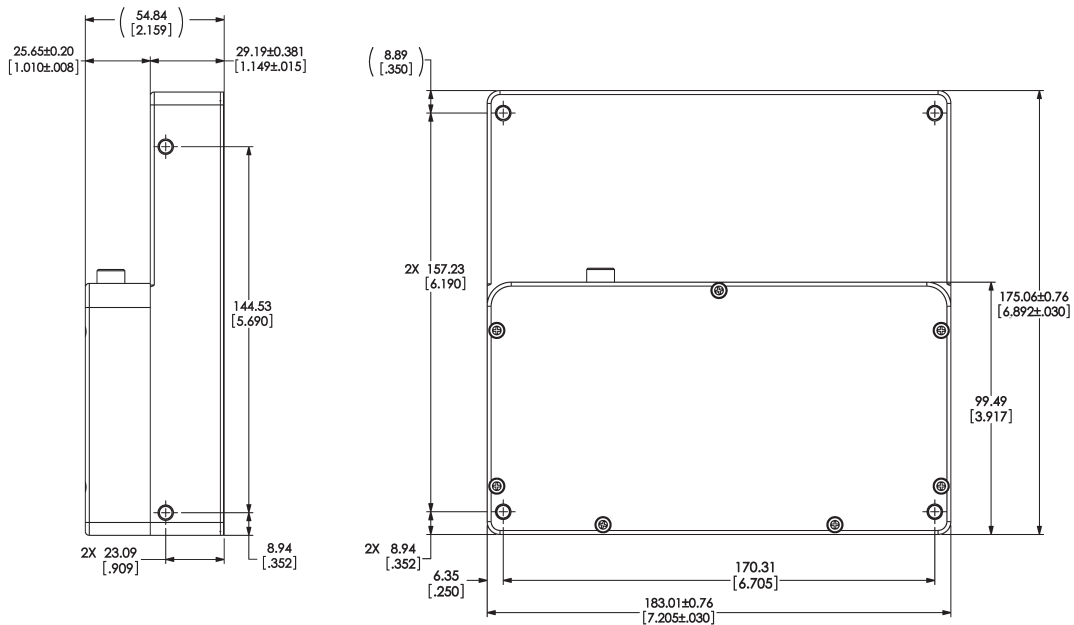
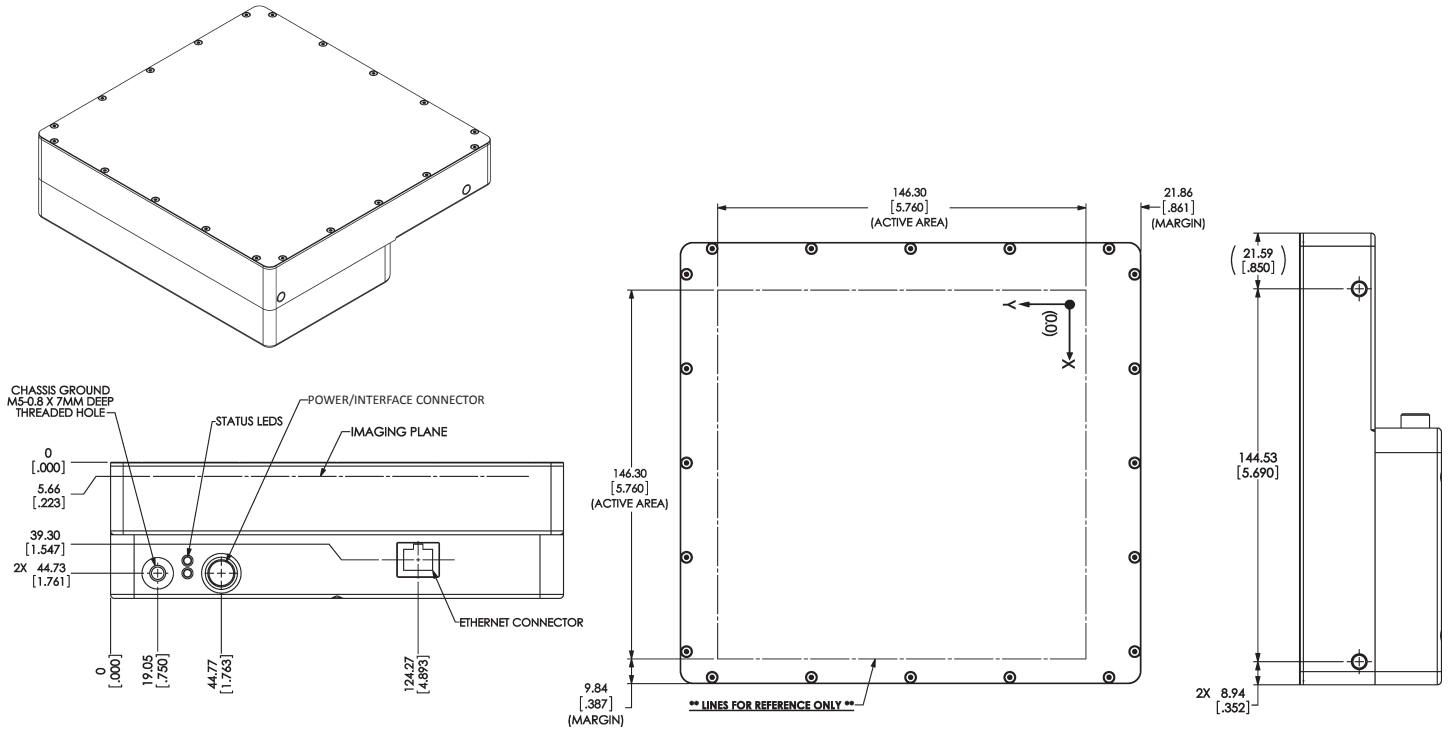
Europe EN 61326-1

®PaxScan is a Registered Trademark of Varex Imaging Corporation

Dimensions are for reference only

Dimensions are in mm

The following dimensions do not include the snap-on interface card.

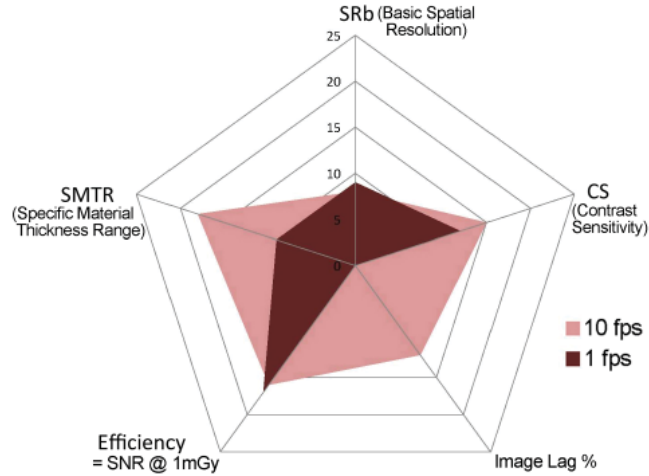


Detector Characterization Charts in accordance with ASTM E2597-14 Standard Practice for the Manufacturing Characterization of Digital Detector Arrays

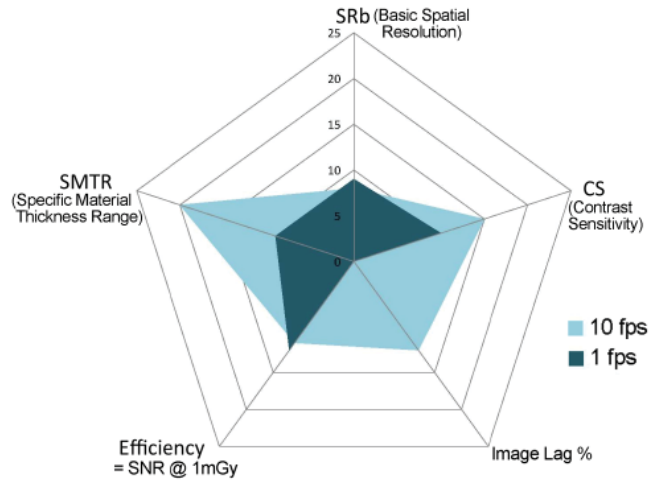
NOTE: SMTR, CS and Lag quality numbers all improve with higher frame rate.

Full Resolution - 2pF Gain setting

Aluminum 6061



Inconel 718



Titanium 6Al4V



