

DESCRIPTION:

Heat Exchanger (water-glycol to air) with single fan. For use with M-1500 series X-ray tubes. Water-glycol pump is gear type.

PERFORMANCE:

3.7 kW with 45° delta T (194 kHU/minute). Refer to cooling chart for other delta T ratings.

HOSE LENGTH:

30 inches minimum (0.75 meters)
40 feet maximum (12 meters)

Note: Hose length's longer than 5 feet (1.5 m) require the IK-124 HE diaphragm kit.

POWER REQUIREMENTS:

HE-323 110 - 120 VAC 50/60 Hz 2.0 Amps

FAIL SAFE DEVICE:

Flow Switch - Normally open contacts. Contacts closed with adequate water-glycol flow.
Pressure Relief Valve - opens at 172 ±5% kPa

DIMENSIONS:

Width - 9.125 inches (232 mm)
Length - 16 inches (406 mm)
Height - 5.25 inches (133 mm)

WEIGHT:

26 Pounds (11.8 kg)



MOUNTING:

Select mounting location where ambient temperature is low.

Connect power cord to source that is energized whenever x-ray tube with heat exchanger is selected.

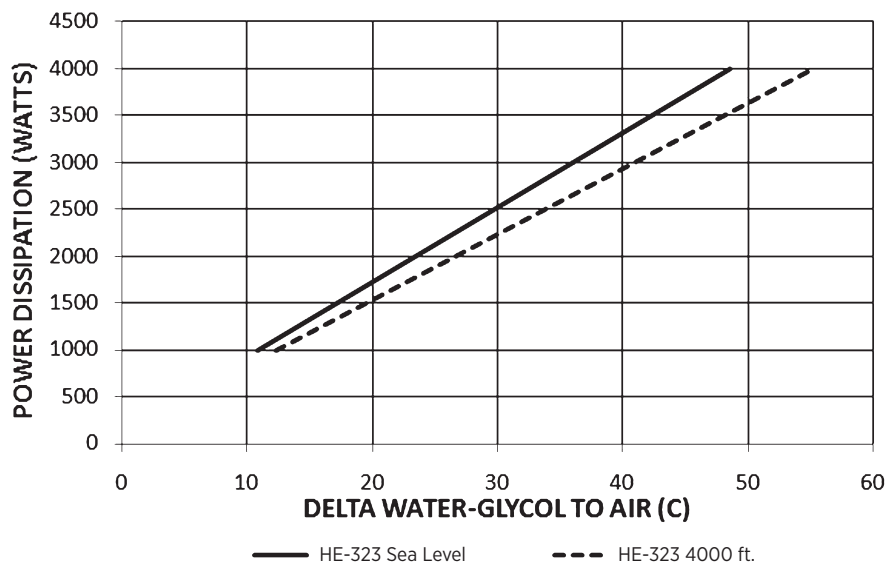
Connect flow switch and thermal switch on housing in series with existing exposure interlocks.

CONNECTING WATER-GLYCOL LINES WITH QUICK DISCONNECT FITTINGS:

To prevent air in housing from water-glycol line quick disconnect fittings observe the following procedures.

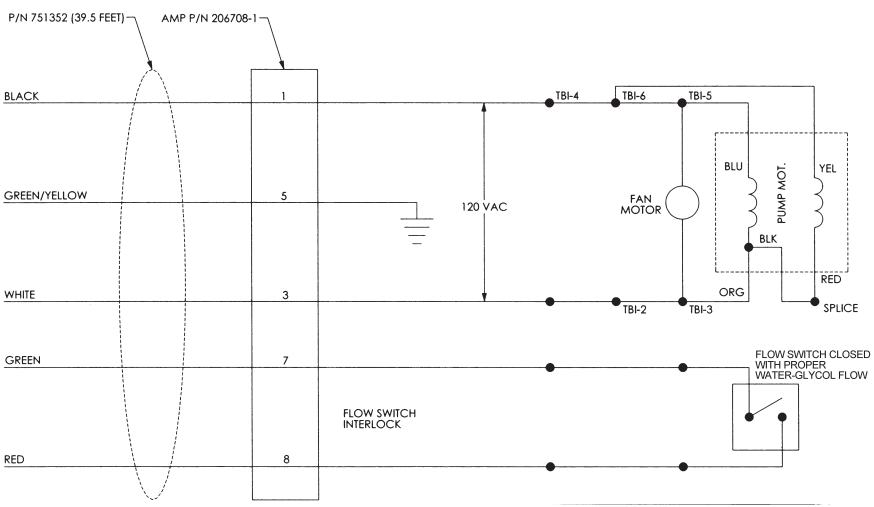
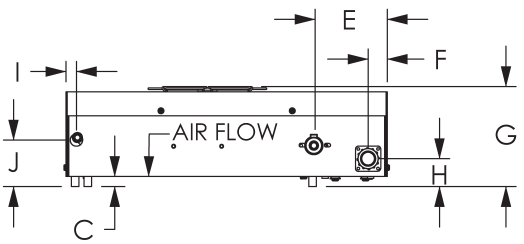
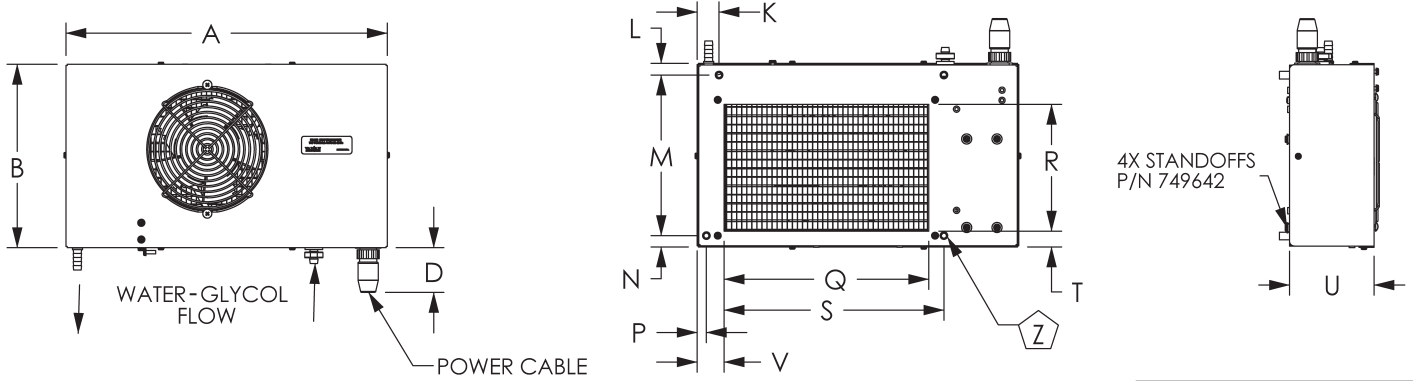
- A. Do not apply any side pressure on fittings such as from tie-wrapping to cable bundles or looping in tight circle.
- B. Never run heat exchanger with fittings disconnected.
- C. **Always** return heat exchanger with x-ray tube regardless of reason for return.

**COOLING CHARACTERISTICS
HE -323 POWER DISSIPATION**



Outline Diagram

Dimensions are for reference only



DIMENSIONAL DATA		
DIM	INCHES	mm
A	15.91	404.1
B	9.08	230.6
C	0.50	12.7
D	2.25	57.2
E	3.58	90.9
F	0.95	24.1
G	4.95	125.7
H	1.38	35.1
I	0.52	13.2
J	2.30	58.4
K	1.08	27.4
L	0.58	14.7
M	7.94	201.7
N	0.56	14.2
P	0.45	11.4
Q	10.13	257.3
R	6.27	159.3
S	10.88	276.4
T	0.78	19.8
U	4.19	106.4
V	1.33	33.8
W		
X		
Y		

4 X 1/4-20